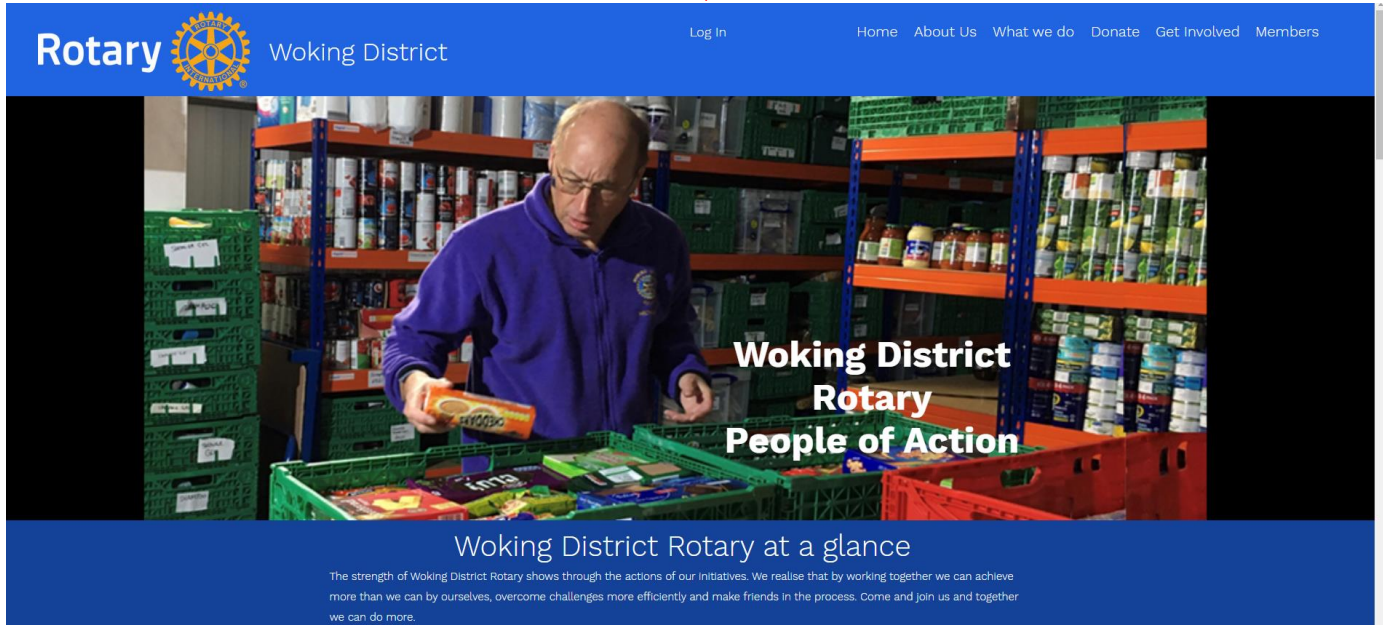


# Rotary Website Instructions for Rotary Members only

<https://www.wokingdistrictrotary.club/>

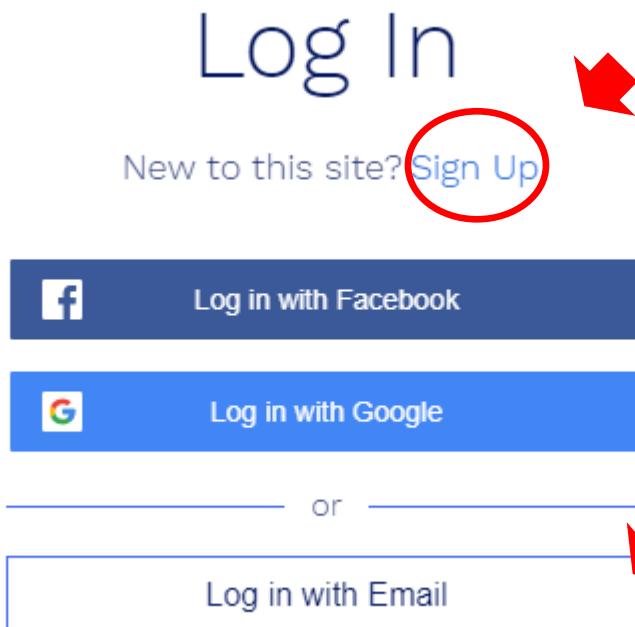
## Logging In

1/ Click on the login button at the top of the page



2/ Click on "sign up" if you are a Rotarian and have not used this website before.

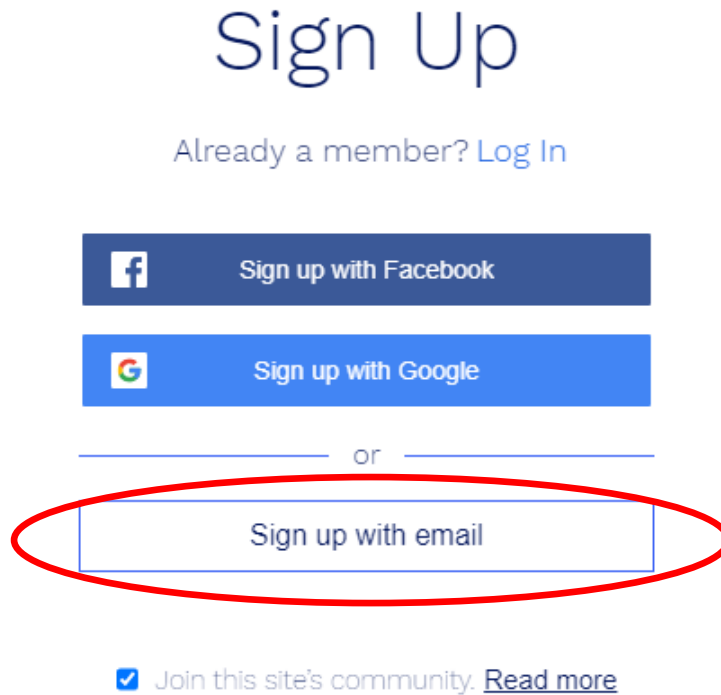
3/ If you have registered with this website before, then Log In using the method you used to sign up in the first place eg "Log in with Email" as below.



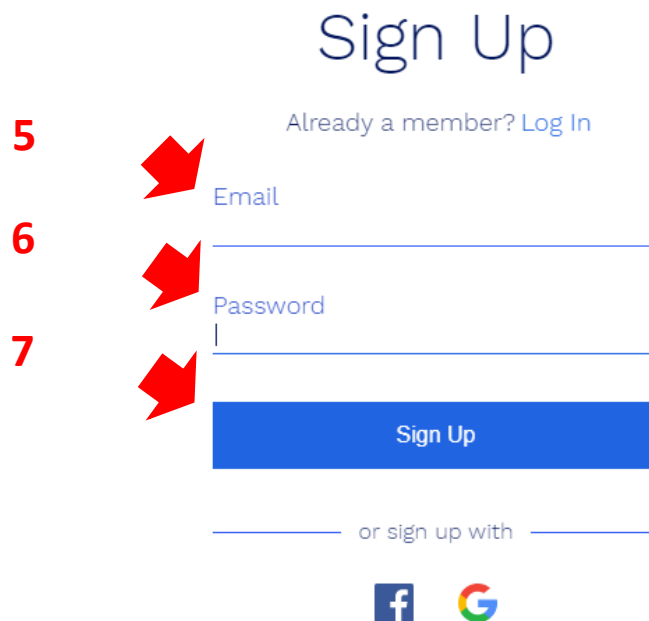
2/ if you have not registered before

3/ if you have registered before and with email, then log in here. Use Facebook or Google if you registered that way

4/ If you need to register/sign up and have clicked on “Sign Up” you will see the page below. Click on “Sign up with email”



5/ Enter your email address, 6/ a password of your choice and 7/ click on 'sign up' at the bottom of the page



9/ This system now generates an email request asking for your application to be verified.

10/ Once your application has been checked and that you are acknowledged as a bona fide Rotarian for whom it is reasonable to have access, you will receive an email confirming that you can now enter the members area of the website.

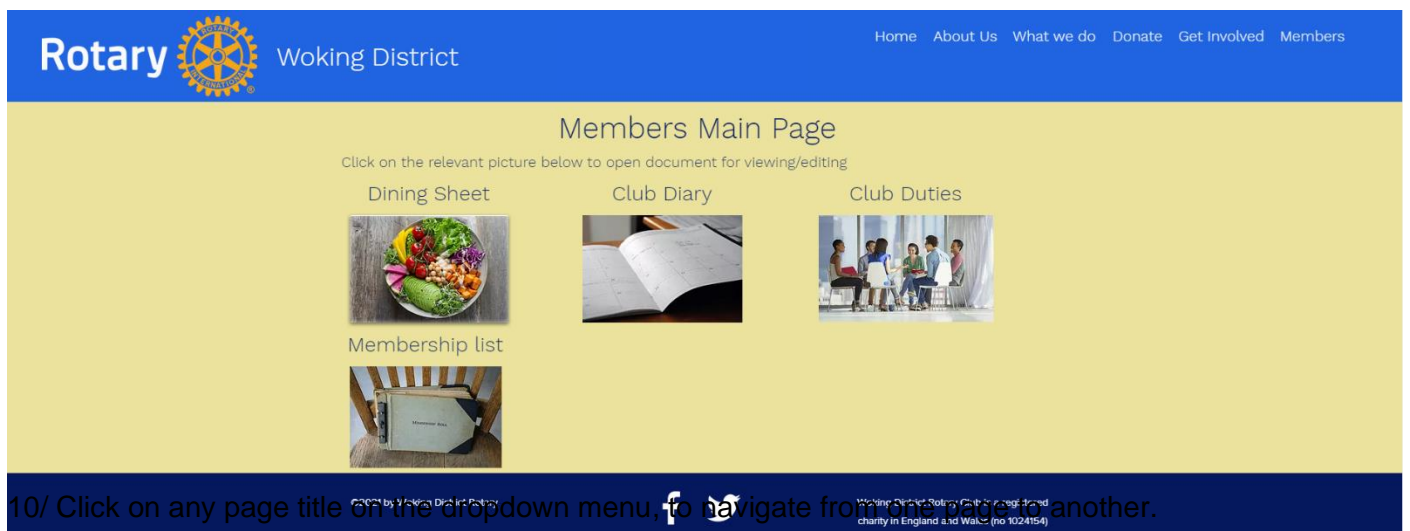
## Using the Website

The website is designed to be easy to use. Let one of the team know if there is anything which is difficult or confusing.

To access the members area, click on "members". The "Log In" page will come up if you have not logged in already.



Below is the Members area at the moment, but it will change over time. You will need to be a Rotarian and log in to be able to view this page. Each of the pictures is a link



There is a newsletter section where we will keep copies of the newsletters in the future. This is to be found by hovering over 'members', top right, and 'newsletters' will appear underneath.